

Annual Report

2022

OHIO VALLEY
OPPORTUNITIES

Message from the Executive Director



This year, we accomplished amazing things as we focused on growth and continued our steadfast commitment to excellence. Of note is that OVO achieved an **"EXCELLENT"** standing as a result of a comprehensive review conducted by the state. I'm honored to showcase many of the Operational, Strategic, and Financial Highlights that transpired in 2022.

"OVO WAS THRILLED TO BE RECOGNIZED AND RECEIVE THE MADISON AREA CHAMBER OF COMMERCE'S 2022 NON-PROFIT OF THE YEAR AWARD."

OVO's accomplishments are only made possible by phenomenal staff! Throughout this report, you will see 'signs' from staff on ways that they are **MAKING A DIFFERENCE**. Also, when staff were asked to describe OVO in one word, responses included **DYNAMIC, LEADERS, FUN, REWARDING, PEOPLE-ORIENTED, TRANSFORMATIONAL, ESSENTIAL, and AWESOME**. I hope that you enjoy getting to know us. Please contact us if you'd like to learn more about OVO, are interested in joining our team, want to make a charitable contribution, or to find out ways to become involved with our amazing organization!

All the best,

Elaina

Elaina Freeman
OVO Executive Director

Mission

Opening doors through individualized, comprehensive services and community partnerships that empower low-income individuals and families to improve their quality of life.

Vision

To provide quality services that empower low-income individuals and families to become financially stable, realize their full potential and become participating citizens and leaders in the community in which they live.

Values

OVO strives to be a model organization. We embrace the diversity of our employees, volunteers, clients, stakeholders, and community partners and are committed to building strong organizational ties with families and community partners. Through good stewardship of the financial resources entrusted to us, we provide outcome-based quality services.

Board of Directors

The members of our dedicated, volunteer Board of Directors guide strategies and drive policy decisions from their public, private, and community sector perspectives.




**HOLLY ARMSTRONG
LESLIE BIXLER
MARY BETH BOONE
SHEILA COFFIN
KATHY EDGINGTON
CASEY GOODE
EMILY HALL
JASON JUDD**

**TAMMY JOHNSON
SHARON MCCOY
DANA RIDDLE
STEVEN SOLLMAN
DAVID SUTTER
TOM TAYLOR
LEAH UNGRU**



Housing Choice Voucher Program

Highlight: Our Waitlist was opened indefinitely to give more people in our service area better access to safe and affordable housing in the open market.



THE HOUSING CHOICE VOUCHER PROGRAM (SECTION 8) IS THE FEDERAL GOVERNMENT'S MAJOR PROGRAM FOR ASSISTING VERY LOW-INCOME FAMILIES, THE ELDERLY, AND THE DISABLED TO AFFORD DECENT HOUSING IN THE PRIVATE MARKET.

- 370 families received rental assistance
- 642 individuals served
- 181 elderly citizens received rental assistance
- 287 disabled people received rental assistance
- 404 inspections conducted by certified staff
- 44 new rental vouchers issued



Weatherization Assistance Program



Highlight: We conducted open bidding from contractors to ensure cost effectiveness. As a result, existing contractors remained with the program and two new contractors were selected to provide air-sealing and HVAC services. To facilitate field work, two new work vehicles were purchased.

THE WEATHERIZATION ASSISTANCE PROGRAM REDUCES ENERGY COSTS FOR LOW-INCOME HOUSEHOLDS BY INCREASING THE ENERGY EFFICIENCY OF THEIR HOMES, WHILE ENSURING THEIR HEALTH AND SAFETY.

- \$12,500 spent per home, on average, to improve energy efficiency
- 54 homes weatherized
- 81 individuals served
- 18 homes rehabilitated (Healthy Homes)
- 112 Continuing Education hours completed by staff and contractors





Energy Assistance Program

Highlight: We expanded into Clark and Floyd counties, opened an office in New Albany, and provided benefits effectively and efficiently. We forged new partnerships with many wonderful, mission-aligned organizations.



THE ENERGY ASSISTANCE PROGRAM PROVIDES FINANCIAL ASSISTANCE TO LOW-INCOME HOUSEHOLDS TO MAINTAIN UTILITY SERVICES DURING THE WINTER HEATING SEASON.

- 2,978 households served
- 5,732 individuals served
- 846 total crisis benefits issued
- 3,161 families received Energy Education and an Energy Conservation Kit
- 1,680 families avoided disconnection
- 145 families had utility restored after disconnect
- 18 inoperable furnaces were repaired/replaced



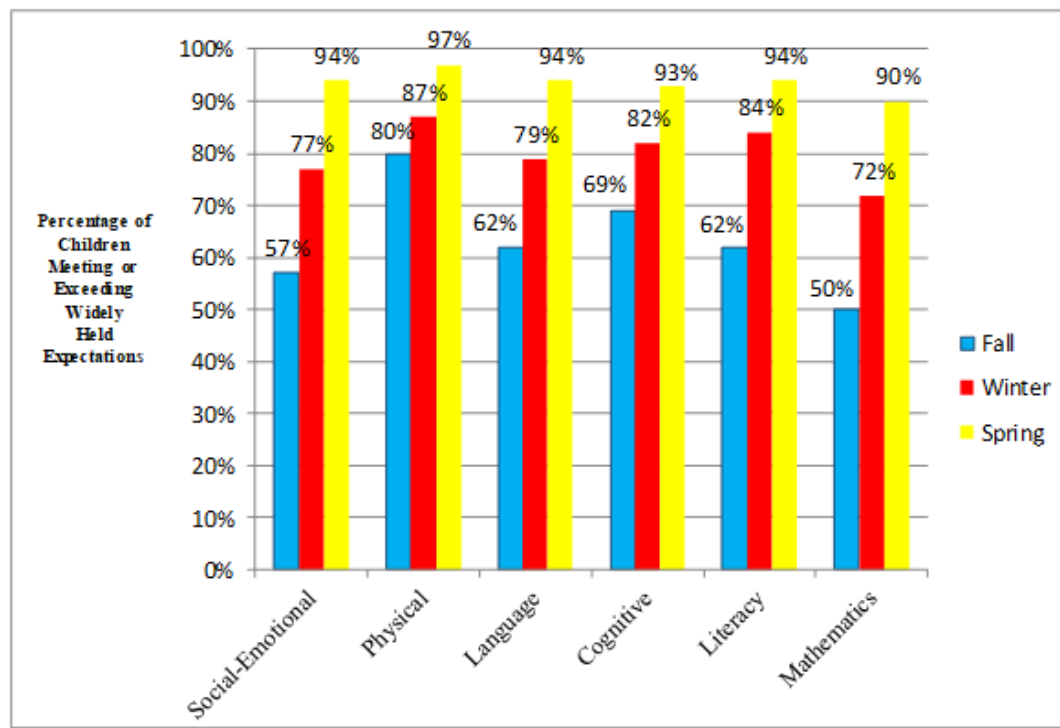
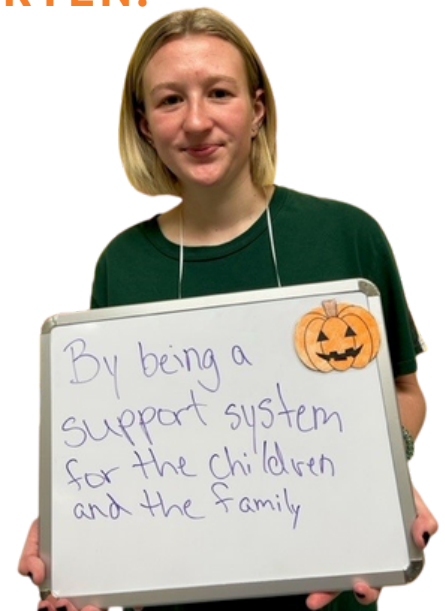
Head Start



Highlight: We improved the quality of our services, revised our Mental Health/Special Needs, Enrollment, and Health/Nutrition Coordinator roles and took additional measures to promote staff retention.

HEAD START HELPS CHILDREN TO PHYSICALLY, EMOTIONALLY, AND COGNITIVELY PREPARE FOR KINDERGARTEN.

- 187 families served
- 14% of eligible children served
- 110 Parents participated in Parent-Teacher Conferences
- 72% average monthly enrollment
- 79% average monthly attendance
- 35,118 breakfasts, snacks, and lunches served
- 37% received dental exams
- 88% received medical exams
- 21 children received special services



Head Start

57 children transitioned to kindergarten



OHS CLASS Stats 2018 -
National Distribution of Grantee-Level Domain Scores

OVO Scores 4/18

Domain	Lowest 10%	Median (50%)	Highest 10%	
Emotional Support	5.6641	6.09	6.45	5.9432
Classroom Organization	5.2803	5.82	6.28	5.1818
Instructional Support	2.3125	2.89	3.71	2.8788



Special Projects

Highlight: Over 2,000 eligible families received an Indiana State Park Entrance Permit to promote healthy recreation. Additionally, over 400 families with children, including this adorable family, received a Clifty Park Pool Pass this summer due to the closure of Crystal Beach.



IN ADDITIONAL TO OUR REGULAR PROGRAMS, OVO PROVIDED SHORT-TERM PROJECTS IN ORDER TO MEET IDENTIFIED COMMUNITY NEEDS AND FILL SERVICE GAPS.



Congratulations: Mella Neace, recipient of the Melanie Harrell Head Start Excellence in Education Scholarship! OVO is pleased to provide this \$500 scholarship annually to former Head Start students in pursuit of post-secondary education.

Community Activities: OVO continued to partner with other organizations and to also participate in community events throughout the year!



Financial Summary

INDEPENDENT AUDITORS, ONCE AGAIN,
DESIGNATED OVO AS A LOW-RISK AUDITEE
AND THERE WERE NO AUDIT FINDINGS.

Community Services Block Grant (CSBG)	\$303,343.10
Community Service Block Grant CARES	\$16,569.42
Head Start	\$2,385,448.33
Head Start COVID	\$159,737.28
Energy Assistance Program (EAP)	\$4,537,612.53
Energy Assistance Program ARPA	\$2,189,640.65
LIHEAP	\$276,699.69
Housing Choice Voucher Program (Section 8)	\$1,849,681.00
Department of Energy (DOE)	\$234,902.83
LIHEAP ARPA	\$305,901.66
Duke Share the Light	\$75,875.91
Water Assistance Program	\$402,314.57
Vectren Duke Rebate	\$23,983.17
Health and Safety	\$25,588.60
USDA Food Program	\$85,513.41
Duke Supplement	\$24,285.80
Apple Blossom Court Apartments	\$25,123.25
Scott Valley Court Apartments	\$203,202.00
Valley Court Apartments of North Vernon	\$178,136.80
Wee Care	\$936.26
Donations/Revenue to Programs	\$3,838.80
Unrestricted Funds	\$4,435.74
Family Services Centers - Buildings	\$41,976.00
Total Agency Revenue	\$13,354,746.80

MAKING A Difference

I spark change
by providing support
for all staff, families,
and

Saving
Energy

providing support to the
programs and clients.

I spark change
by addressing
the needs of the
children.

All Roads
Come Together!

Preparing
Safe, fun
Nutritional
Meals

I spark change
by believing
each child is
Capable

Being The
Difference

listening

Enthusiasm
😊

Critical Thinking

Motivation
🎃

Providing
Resources
For Families

Positivity

Being
The
Classroom
Voice
🎃

By
Understanding
disabilities

Helping
the
community

My passion
for growth.

Being
Creative

I Spark
Change by ...
🎃

I Spark Change...
by loving and
Supporting the children.

supporting staff
in anyway I
can!

Teaching
new
Skills to
our children

Teaching
Children!

Being understanding
of the lives of
my Families ❤️

The Promise of Community Action

COMMUNITY ACTION CHANGES PEOPLE'S
LIVES, EMBODIES THE SPIRIT HOPE,
IMPROVES COMMUNITIES, AND MAKES
AMERICA A BETTER PLACE TO LIVE. WE CARE
ABOUT THE ENTIRE COMMUNITY, AND WE
ARE DEDICATED TO HELPING PEOPLE HELP
THEMSELVES AND EACH OTHER.



Ohio Valley Opportunities
421 Walnut Street P.O. Box 625
Madison, IN 47250
p. (812) 265-5858
f. (812) 265-5850
www.ovoinc.org

Ohio Valley Opportunities provides all of its services without regard to race, age, color, religion, sex, disability, national origin, ancestry, or status as a veteran.